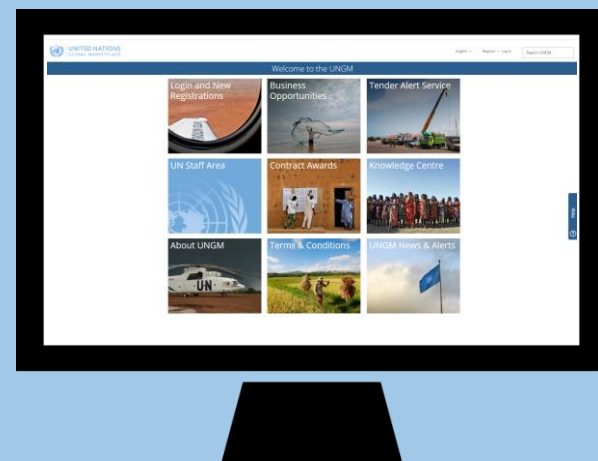




UNITED NATIONS  
GLOBAL MARKETPLACE

# UN Global Marketplace


Procurement portal  
of the UN system




By Susan Rendtorff  
UNGGM Programme Specialist  
UNGGM Secretariat/UNOPS




UNGM is the common procurement portal of the UN system

 Brings together UN procurement staff from 29 UN organizations and potential suppliers from all over the world

 UNGM provides an excellent springboard for vendors to introduce their products and services to many UN organizations, countries and regions

UN market:  
\$18.6 billion in 2017

**29** UN organizations use UNGM as their vendor database



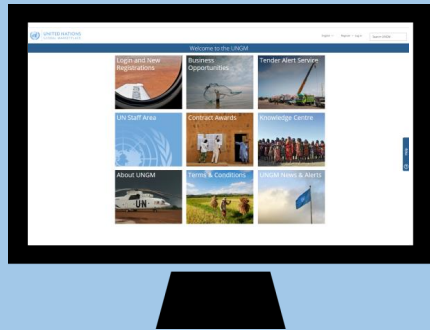
**98%** of the total UN procurement spent



Free registration  
form online

More and more a  
requirement to  
participate in tenders

One of first step in  
doing business with  
the UN

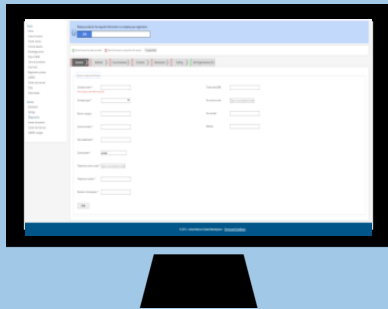




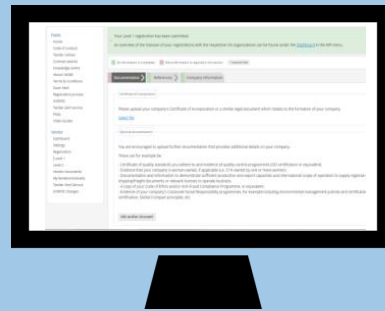
## 3 registration levels

Level is determined by the monetary value of potential contracts

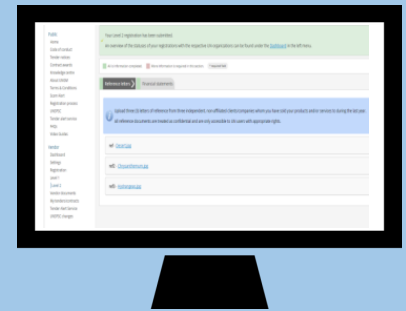
Basic registration



Level 1



Level 2



Common  
registration process

Some UN organizations require additional  
information



## Basic registration



Provide your company name as written in the Certificate of Incorporation



Ensure contact details are up-to-date



Log into your UNGM account frequently

*Information can be checked by UN procurement officers*

## Level 1 & 2



Documents are provided in English or are officially translated into English



Ensure the financial documents for the last 3y are provided



UNGM enables companies to keep abreast of business opportunities

Free access to procurement notices

Published by over 40 UN organizations and entities

Over 500 active notices at any one time





UNGM enables companies to be alerted of relevant business opportunities



Receive latest tenders published on UNGM

Only receive tenders related to your products and/or services

Alerts are sent to your email address

Subscription cost

6 months

\$175

1 year

\$250

2 years

\$400



UNGM is the entry point to UN agencies' e-procurement system



12

UN organizations already have an e-procurement system integrated with UNGM

5

additional UN organizations plan to have an e-procurement system integrated with UNGM

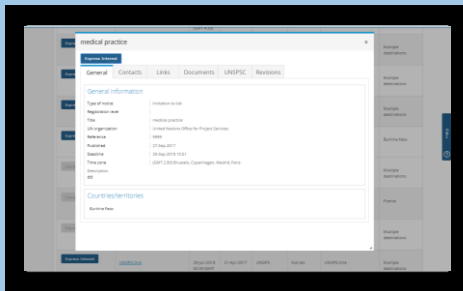
UN organizations with integrated system





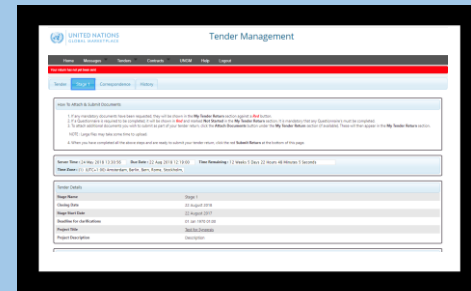
Company must be registered on UNGM  
with the agency issuing the tender

UNGM



Click on 'View  
documents'

E-procurement



Express interest in a tender from  
the 'Tender notices' page  
or  
Access closed tenders from 'My  
tenders' page

Access tender documentation and  
submit response under the  
e-procurement system



2017

▶ **8,577** public tender notices published on UNGM

▶ **3,476** closed tenders published on e-procurement systems

▶ **798** public tenders published on UNGM via e-procurement



Find useful information on how to start doing business with the United Nations

A banner for 'The UN System Organizations' featuring a blue UN flag waving against a light blue sky. The text is overlaid on the top half of the image.

## The UN System Organizations

Learn more on the UN System Organizations

### **Information on the United Nations System Organizations:**

- List of different organizations & agencies and link to websites
- UN System organizational chart

A banner for 'The UN Market' featuring a close-up of the UN logo. The text is overlaid on the top half of the image.

## The UN Market

Learn how to supply UN Agencies

### **Information on the UN market:**

- Tips for registration on UNGM and for preparing bids/proposals
- Information on types of solicitations



Find useful information on how to start doing business with the United Nations



**Details about each UN agencies' procurement activities:**

- Description of procurement activities and procedures
- Structure of procurement
- Major categories purchased



**Information on UN business seminars:**

- Business seminar modalities
- Calendar of upcoming seminars
- Access to presentations from previous seminars



Find useful information on how to start doing business with the United Nations

### Annual Statistics

Annual Statistical Report on UN Procurement



#### **Find data regarding UN procurement activities:**

- Download the Annual Statistical Reports on UN procurement
- Access an interactive version of the report online

### UN Procurement Categories

Read the specifications of selected Procurement Categories



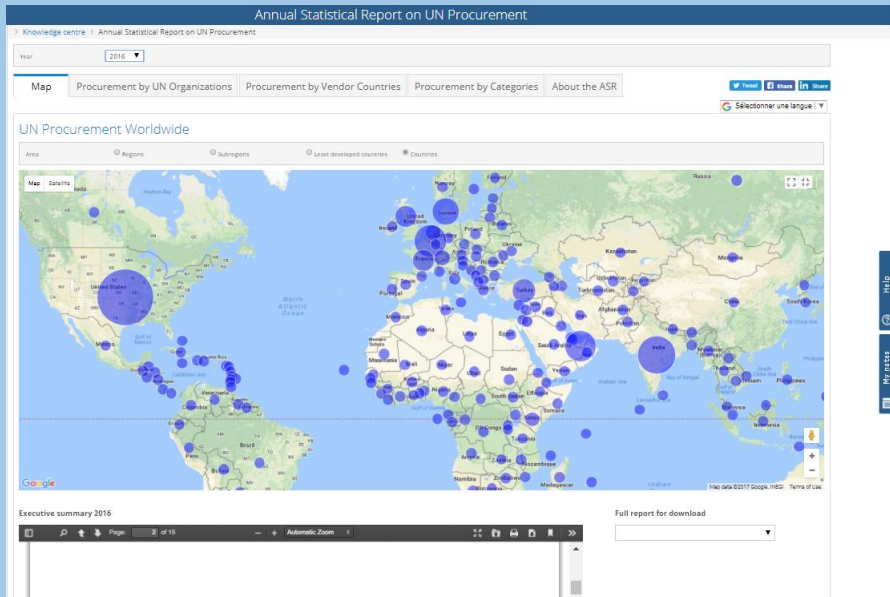
#### **Information on main procurement categories:**

- Definition of the category and UNSPSC codes
- Access to current and past tenders, LTAs and awards
- Collection of main specifications



# KNOWLEDGE CENTRE

## Annual Statistical Report on UN procurement



Annual Statistical Report on UN Procurement

Year: 2016

Map Procurement by UN Organizations Procurement by Vendor Countries Procurement by Categories About the ASR

Top 10 Categories of Procurement at the UN

Rank	Category	Number of PO's	Total
1	Pharmaceuticals Incl. Contraceptives and Vaccines	9955	\$2,848,442,749.83
2	Transportation and Storage and Mail Services	127166	\$2,407,901,966.25
3	Food and Beverage Products	3853	\$1,891,217,075.84
4	Management and Business Professionals and Administrative Services	71264	\$1,667,639,194.02
5	Building and Facility Construction and Maintenance Services	20215	\$1,185,471,983.21
6	Engineering and Research and Technology Based Services	27713	\$998,102,933.54
7	Medical Equipment and Accessories and Supplies	8443	\$615,732,112.68
8	Fuels and Fuel Additives and Lubricants and Anti-corrosive Materials	5836	\$589,861,702.41
9	Public Order and Security and Safety Services	6570	\$513,287,387.79
10	Healthcare Services	26289	\$478,362,887.21

Categories of Procurement at the UN

Country:

Agency:

Goods or services:  Goods  Service

Procurement Category:

Level of detail shown:

Showing 15 of 59

UNSPSC	Total	Title	Goods or Services	Total	% of Total
				\$17,712,539,622.18	100.00%
51000000		Pharmaceuticals Incl. Contraceptives and Vaccines	Goods	\$2,848,442,749.83	16.08%
78000000		Transportation and Storage and Mail Services	Services	\$2,407,901,966.25	13.59%
50000000		Food and Beverage Products	Goods	\$1,891,217,075.84	10.68%
80000000		Management and Business Professionals and Administrative Services	Services	\$1,667,639,194.02	9.42%
72000000		Building and Facility Construction and Maintenance Services	Services	\$1,185,471,983.21	6.69%
81000000		Engineering and Research and Technology Based Services	Goods	\$998,102,933.54	5.64%
42000000		Medical Equipment and Accessories and Supplies	Services	\$615,732,112.68	3.48%
15000000		Fuels and Fuel Additives and Lubricants and Anti-corrosive Materials	Goods	\$589,861,702.41	3.33%
92000000		Public Order and Security and Safety Services	Services	\$513,287,387.79	2.90%
85000000		Healthcare Services	Services	\$478,362,887.21	2.70%
43000000		Information Technology Broadcasting and Telecommunications	Goods	\$458,939,920.35	2.59%

## Geographical visualization of UN procurement volume by:

- Country
- Region
- Sub-region
- Development status

## Procurement reports by:

- UN agency
- Country
- Categories of goods or services



THANK YOU

REGISTRY@UNGM.ORG

WWW.UNGM.ORG

ANY  
QUESTIONS?